




- Four-piece, one-pallet system
- Smooth surface, beveled edge
- Large auto-spacer; high-flow-rate, eco-friendly, permeable paver
- Machine layable, compatible with Holland-Eco



| Paver | Size | Units/Layer | Layers | Units/Pallet | Pallet Weight |
|-----------------|-------------------------|--------------------|--------------|------------------|---------------|
| Small Square | 4.87 x 4.87 x 3.125" H | | | | |
| Large Square | 9.75 x 9.75 x 3.125" H | 28 (13.44 sq. ft.) | 7 (425 lbs.) | 224 (94 sq. ft.) | 2,975 lbs. |
| Small Rectangle | 4.87 x 9.75 x 3.125" H | | | | |
| Large Rectangle | 14.62 x 9.75 x 3.125" H | | | | |



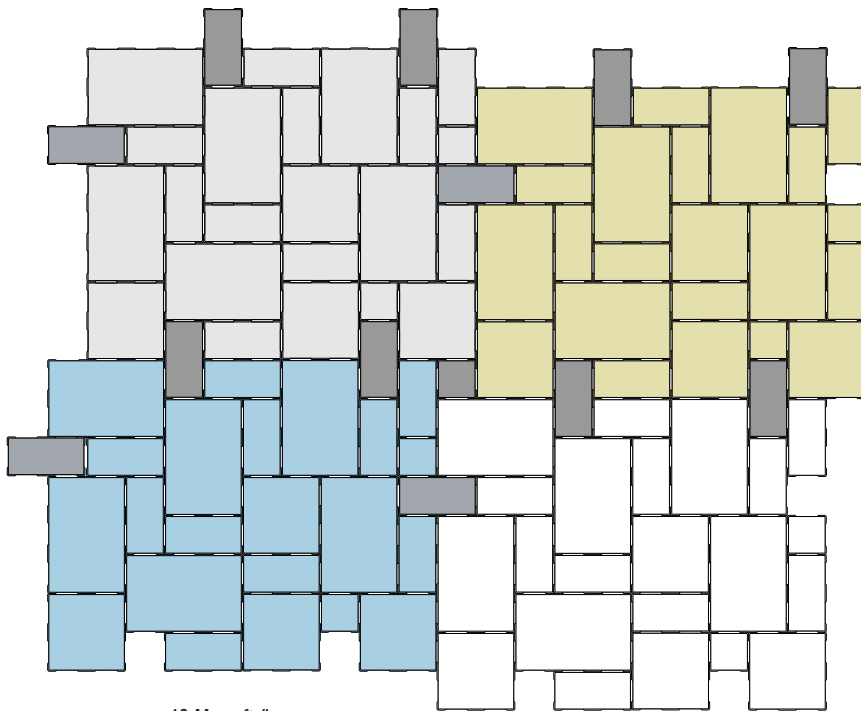
Manufactured by:

7200 Broadway Ave. N, Rochester, MN 55906
 Phone: 507-288-8850 • Fax: 507-535-1487
www.rochesterpcp.com



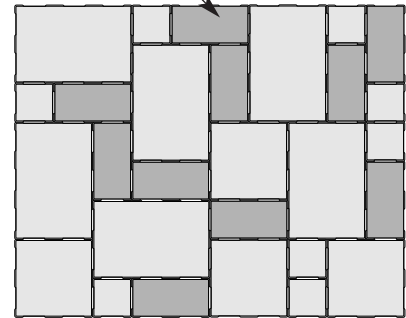
©Copyright 2022. All Rights Reserved. This information has been prepared for the benefit of customers interested in Rochester Concrete Products. It was reviewed carefully prior to publication. Rochester Concrete Products assumes no liability for its accuracy or completeness. Final determination of the suitability of any information or material for the use contemplated, or for its manner of use, is the sole responsibility of the user. 622

PACIFIC-ECO MACHINE LAY PATTERN



13.44 sq. ft./layer

10 units/pallet layer



To knit with Holland-Eco:

You need 22.3 units/100 sq. ft. (Holland-Eco has 28 units/layer)

To knit with Pacific-Eco:

You need 2.23 addn'l layers/100 sq. ft. (Pacific-Eco has 10 units/layer)

ONE-LAYER PATTERN

